

## SPECIFICATIONS

- CONTACT RATING:** Dependent upon contact material.
- MECHANICAL LIFE:** 40,000 make-and-break cycles.
- CONTACT RESISTANCE:** 10mΩ max. initial @ 2-4VDC  
100mA for both silver and gold plated contacts.
- INSULATION RESISTANCE:** 1,000MΩ min.
- DIELECTRIC STRENGTH:** 1,000 V RMS@sea level.
- OPERATING TEMPERATURE:** -30°C to 85°C.

## MATERIALS

- CASE:** Diallyl phthalate (DAP) (UL94v-0).
- ACTUATOR:** Brass,chrome plated.
- BUSHING:** Brass,nickel plated.
- HOUSING:** Stainless Steel.
- SWITCH SUPPORT:** Brass,tin plated.
- TERMINAL/CONTACT:** Silver or gold plated.(See Page 11)

## HOW TO ORDER

MODEL NO.	ACTUATOR	BUSHING	TERMINATIONS	CONTACT MATERIAL	SEAL	ROHS SOLDERING																																																																																																																																																																	
<table border="0"> <tr> <td>MODEL NO.</td> <td>ACTUATOR</td> <td>TERMINATIONS</td> <td>CONTACT MATERIAL</td> <td>SEAL</td> <td>ROHS SOLDERING</td> </tr> <tr> <td>1MS1 SP On-None-On</td> <td>T1 10.41 high</td> <td>M1 Solder Lug</td> <td>Q Silver</td> <td>E EPOXY (std)</td> <td><input type="checkbox"/> Rohs Compliant</td> </tr> <tr> <td>1MS2 SP On-None-Mom</td> <td>T2 5.08 high</td> <td>M2 PC thru-hole</td> <td>R Gold</td> <td>N NO EPOXY</td> <td><input type="checkbox"/> Rohs &amp; Lead Free</td> </tr> <tr> <td>1MS3 SP On-Off-On</td> <td>T3 13.97 high</td> <td>M3 Quick Connect</td> <td>G Gold,pure-tin</td> <td></td> <td></td> </tr> <tr> <td>1MS4 SP Mom-Off-Mom</td> <td>T4 16.26 high</td> <td>M5-1 18.70 high, wire wrap</td> <td>S Silver,pure-tin</td> <td></td> <td></td> </tr> <tr> <td>1MS5 SP On-Off-Mom</td> <td>T5 21.34 high</td> <td>M5-2 24.20 high, wire wrap</td> <td>C Gold over silver</td> <td></td> <td></td> </tr> <tr> <td>1MD1 DP On-None-On</td> <td>T6 Flatted,anti-rotation</td> <td>M5-3 10.55 high, wire wrap</td> <td>K Gold over silver,pure-tin</td> <td></td> <td></td> </tr> <tr> <td>1MD2 DP On-None-Mom</td> <td>T61 Flatted,anti-rotation</td> <td>M5-4 26.97 high, wire wrap</td> <td></td> <td></td> <td></td> </tr> <tr> <td>1MD3 DP On-Off-On</td> <td>T62 Lever handle with cap</td> <td>M6 Right angle, PC thru-hole</td> <td></td> <td></td> <td></td> </tr> <tr> <td>1MD4 DP Mom-Off-Mom</td> <td>T63 Flatted,anti-rotation</td> <td>M6N Right angle, snap-in, PC thru-hole</td> <td></td> <td></td> <td></td> </tr> <tr> <td>1MD5 DP On-Off-Mom</td> <td>T7 12.37 high, 15/32 bushing</td> <td>M7 Vertical right angle, PC thru-hole</td> <td></td> <td></td> <td></td> </tr> <tr> <td>1MD6 DP On-On-On</td> <td>T8 17.56 high, 15/32 bushing</td> <td>VS2 11.68 high, V-bracket</td> <td></td> <td></td> <td></td> </tr> <tr> <td>1MD7 DP MOM-On-Mom</td> <td>T9 Plastic, 21.3 high</td> <td>V2N 11.68 high, snap-in V-bracket</td> <td></td> <td></td> <td></td> </tr> <tr> <td>1MD8 DP On-On-Mom</td> <td>TA 26.30 high lever handle with cap, 15/32 bushing</td> <td>VS3 16.00 high, V-bracket</td> <td></td> <td></td> <td></td> </tr> <tr> <td>1M31 3P On-None-On</td> <td>TL1 Locking lever 16.00 high</td> <td>VS4 11.68 high, V-bracket</td> <td></td> <td></td> <td></td> </tr> <tr> <td>1M32 3P On-None-Mom</td> <td>TL2 Locking lever 16.26 high</td> <td>VS5 16.00 high, V-bracket</td> <td></td> <td></td> <td></td> </tr> <tr> <td>1M33 3P On-Off-On</td> <td>TL3 Locking lever 17.28 high</td> <td></td> <td></td> <td></td> <td></td> </tr> <tr> <td>1M34 3P Mom-Off-Mom.</td> <td></td> <td></td> <td></td> <td></td> <td></td> </tr> <tr> <td>1M35 3P On-Off-Mom</td> <td></td> <td></td> <td></td> <td></td> <td></td> </tr> <tr> <td>1M41 4P On-None-On</td> <td></td> <td></td> <td></td> <td></td> <td></td> </tr> <tr> <td>1M42 4P On-None-Mom</td> <td></td> <td></td> <td></td> <td></td> <td></td> </tr> <tr> <td>1M43 4P On-Off-On</td> <td></td> <td></td> <td></td> <td></td> <td></td> </tr> <tr> <td>1M44 4P Mom-Off-Mom</td> <td></td> <td></td> <td></td> <td></td> <td></td> </tr> <tr> <td>1M45 4P On-Off-Mom</td> <td></td> <td></td> <td></td> <td></td> <td></td> </tr> <tr> <td>1M46 4P On-On-On</td> <td></td> <td></td> <td></td> <td></td> <td></td> </tr> <tr> <td>1M47 4P MOM-On-Mom</td> <td></td> <td></td> <td></td> <td></td> <td></td> </tr> <tr> <td>1M48 4P On-On-Mom</td> <td></td> <td></td> <td></td> <td></td> <td></td> </tr> </table>	MODEL NO.	ACTUATOR	TERMINATIONS	CONTACT MATERIAL	SEAL	ROHS SOLDERING	1MS1 SP On-None-On	T1 10.41 high	M1 Solder Lug	Q Silver	E EPOXY (std)	<input type="checkbox"/> Rohs Compliant	1MS2 SP On-None-Mom	T2 5.08 high	M2 PC thru-hole	R Gold	N NO EPOXY	<input type="checkbox"/> Rohs & Lead Free	1MS3 SP On-Off-On	T3 13.97 high	M3 Quick Connect	G Gold,pure-tin			1MS4 SP Mom-Off-Mom	T4 16.26 high	M5-1 18.70 high, wire wrap	S Silver,pure-tin			1MS5 SP On-Off-Mom	T5 21.34 high	M5-2 24.20 high, wire wrap	C Gold over silver			1MD1 DP On-None-On	T6 Flatted,anti-rotation	M5-3 10.55 high, wire wrap	K Gold over silver,pure-tin			1MD2 DP On-None-Mom	T61 Flatted,anti-rotation	M5-4 26.97 high, wire wrap				1MD3 DP On-Off-On	T62 Lever handle with cap	M6 Right angle, PC thru-hole				1MD4 DP Mom-Off-Mom	T63 Flatted,anti-rotation	M6N Right angle, snap-in, PC thru-hole				1MD5 DP On-Off-Mom	T7 12.37 high, 15/32 bushing	M7 Vertical right angle, PC thru-hole				1MD6 DP On-On-On	T8 17.56 high, 15/32 bushing	VS2 11.68 high, V-bracket				1MD7 DP MOM-On-Mom	T9 Plastic, 21.3 high	V2N 11.68 high, snap-in V-bracket				1MD8 DP On-On-Mom	TA 26.30 high lever handle with cap, 15/32 bushing	VS3 16.00 high, V-bracket				1M31 3P On-None-On	TL1 Locking lever 16.00 high	VS4 11.68 high, V-bracket				1M32 3P On-None-Mom	TL2 Locking lever 16.26 high	VS5 16.00 high, V-bracket				1M33 3P On-Off-On	TL3 Locking lever 17.28 high					1M34 3P Mom-Off-Mom.						1M35 3P On-Off-Mom						1M41 4P On-None-On						1M42 4P On-None-Mom						1M43 4P On-Off-On						1M44 4P Mom-Off-Mom						1M45 4P On-Off-Mom						1M46 4P On-On-On						1M47 4P MOM-On-Mom						1M48 4P On-On-Mom										
MODEL NO.	ACTUATOR	TERMINATIONS	CONTACT MATERIAL	SEAL	ROHS SOLDERING																																																																																																																																																																		
1MS1 SP On-None-On	T1 10.41 high	M1 Solder Lug	Q Silver	E EPOXY (std)	<input type="checkbox"/> Rohs Compliant																																																																																																																																																																		
1MS2 SP On-None-Mom	T2 5.08 high	M2 PC thru-hole	R Gold	N NO EPOXY	<input type="checkbox"/> Rohs & Lead Free																																																																																																																																																																		
1MS3 SP On-Off-On	T3 13.97 high	M3 Quick Connect	G Gold,pure-tin																																																																																																																																																																				
1MS4 SP Mom-Off-Mom	T4 16.26 high	M5-1 18.70 high, wire wrap	S Silver,pure-tin																																																																																																																																																																				
1MS5 SP On-Off-Mom	T5 21.34 high	M5-2 24.20 high, wire wrap	C Gold over silver																																																																																																																																																																				
1MD1 DP On-None-On	T6 Flatted,anti-rotation	M5-3 10.55 high, wire wrap	K Gold over silver,pure-tin																																																																																																																																																																				
1MD2 DP On-None-Mom	T61 Flatted,anti-rotation	M5-4 26.97 high, wire wrap																																																																																																																																																																					
1MD3 DP On-Off-On	T62 Lever handle with cap	M6 Right angle, PC thru-hole																																																																																																																																																																					
1MD4 DP Mom-Off-Mom	T63 Flatted,anti-rotation	M6N Right angle, snap-in, PC thru-hole																																																																																																																																																																					
1MD5 DP On-Off-Mom	T7 12.37 high, 15/32 bushing	M7 Vertical right angle, PC thru-hole																																																																																																																																																																					
1MD6 DP On-On-On	T8 17.56 high, 15/32 bushing	VS2 11.68 high, V-bracket																																																																																																																																																																					
1MD7 DP MOM-On-Mom	T9 Plastic, 21.3 high	V2N 11.68 high, snap-in V-bracket																																																																																																																																																																					
1MD8 DP On-On-Mom	TA 26.30 high lever handle with cap, 15/32 bushing	VS3 16.00 high, V-bracket																																																																																																																																																																					
1M31 3P On-None-On	TL1 Locking lever 16.00 high	VS4 11.68 high, V-bracket																																																																																																																																																																					
1M32 3P On-None-Mom	TL2 Locking lever 16.26 high	VS5 16.00 high, V-bracket																																																																																																																																																																					
1M33 3P On-Off-On	TL3 Locking lever 17.28 high																																																																																																																																																																						
1M34 3P Mom-Off-Mom.																																																																																																																																																																							
1M35 3P On-Off-Mom																																																																																																																																																																							
1M41 4P On-None-On																																																																																																																																																																							
1M42 4P On-None-Mom																																																																																																																																																																							
1M43 4P On-Off-On																																																																																																																																																																							
1M44 4P Mom-Off-Mom																																																																																																																																																																							
1M45 4P On-Off-Mom																																																																																																																																																																							
1M46 4P On-On-On																																																																																																																																																																							
1M47 4P MOM-On-Mom																																																																																																																																																																							
1M48 4P On-On-Mom																																																																																																																																																																							

**SWITCH FUNCTION**

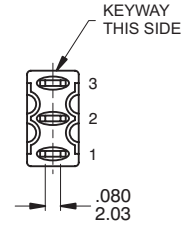
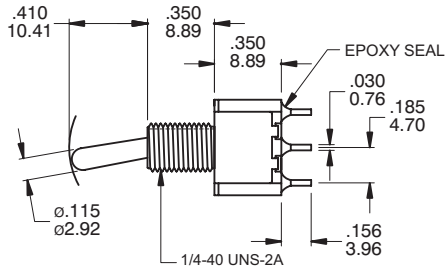
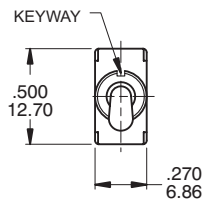
NO. POLES	UL/CSA MODEL NO.	MODEL NO.	SWITCH FUNCTION			CONNECTED TERMINALS / SCHEMATIC		
			POS.1	POS.2	POS.3	POS.1	POS.2	POS.3
SP	Q1111	1MS1	ON	NONE	ON		N/A	
	Q1112	1MS2	ON	NONE	MOM	2-3		2-1
	Q1113	1MS3	ON	OFF	ON			
	Q1114	1MS4	MOM	OFF	MOM		OPEN	
	Q1115	1MS5	ON	OFF	MOM			
DP	Q1121	1MD1	ON	NONE	ON		N/A	
	Q1122	1MD2	ON	NONE	MOM	2-3,5-6		2-1,5-4
	Q1123	1MD3	ON	OFF	ON			
	Q1124	1MD4	MOM	OFF	MOM		OPEN	
	Q1125	1MD5	ON	OFF	MOM			
	Q1126	1MD6	ON	ON	ON			
	▲ Q1127	1MD7	MOM	ON	MOM	2-3,5-6	2-3,5-4	2-1,5-4
	▲ Q1128	1MD8	ON	ON	MOM			
3P	Q1131	1M31	ON	NONE	ON		N/A	
	Q1132	1M32	ON	NONE	MOM	2-3,5-6,8-9		2-1,5-4,8-7
	Q1133	1M33	ON	OFF	ON			
	Q1134	1M34	MOM	OFF	MOM		OPEN	
	Q1135	1M35	ON	OFF	MOM			
4P	Q1141	1M41	ON	NONE	ON		N/A	
	Q1142	1M42	ON	NONE	MOM	2-3,5-6,8-9,11-12		2-1,5-4,8-7,11-10
	Q1143	1M43	ON	OFF	ON			
	Q1144	1M44	MOM	OFF	MOM		OPEN	
	Q1145	1M45	ON	OFF	MOM			
	Q1146	1M46	ON	ON	ON			
	▲ Q1147	1M47	MOM	ON	MOM	2-3,5-6,8-9,11-12	2-3,5-4,8-9,11-10	2-1,5-4,8-7,11-10
	▲ Q1148	1M48	ON	ON	MOM			

MOM=MOMENTARY

▲ Please check the availability in advance before order

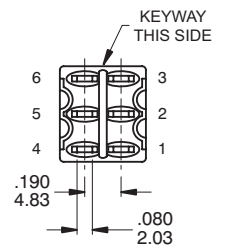
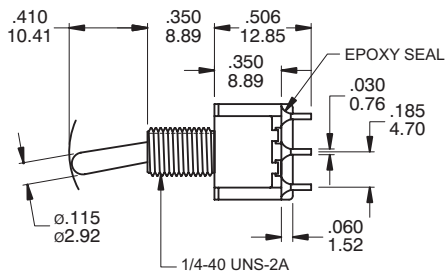
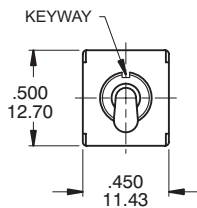
**POLE OPTIONS**

**SPDT**



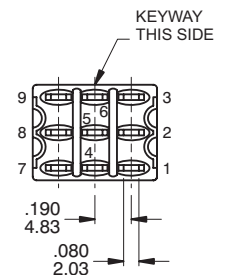
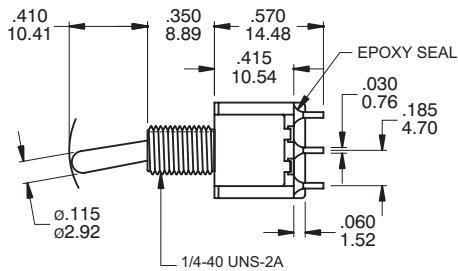
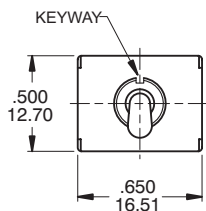
Part No. Shown : 1MS1T1B1M1QE

**DPDT**



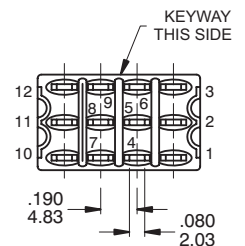
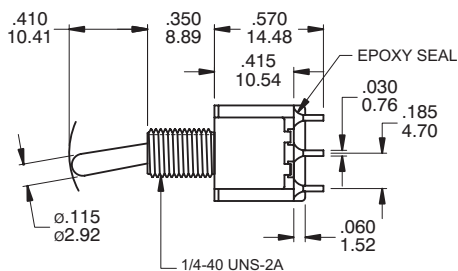
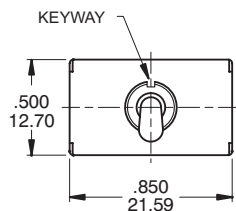
Part No. Shown : 1MD1T1B1M1QE

**3PDT**



Part No. Shown : 1M31T1B1M1QE

**4PDT**



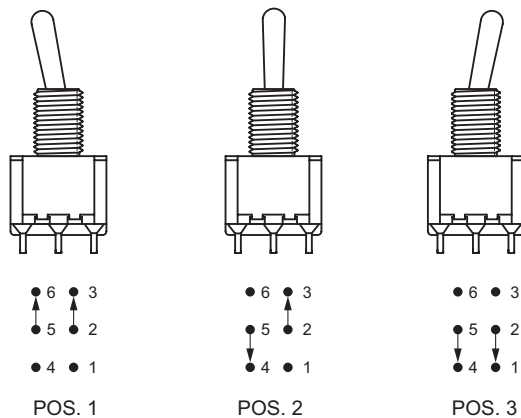
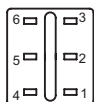
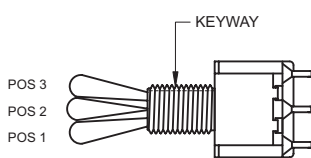
Part No. Shown : 1M41T1B1M1QE

## 3-WAY SWITCHES

### 3-WAY WIRING DIAGRAM SCHEMATICS

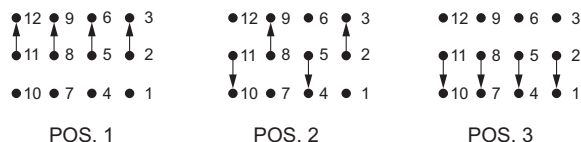
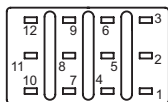
#### SINGLE POLE, 3 POSITION

Model No.	POS 1	POS 2	POS 3
1MD6	ON	ON	ON
Term. Comm.	2-3,5-6	2-3,5-4	2-1,5-4



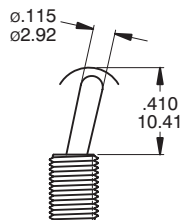
#### DOUBLE POLE, 3 POSITION

Model No.	POS 1	POS 2	POS 3
1M46	ON	ON	ON
Term. Comm.	2-3,5-6 8-9,11-12	2-3,5-4 8-9,11-10	2-1,5-4 8-7,11-10

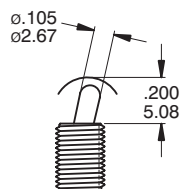


## ACTUATOR OPTIONS

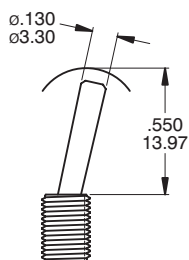
**T1 STD**



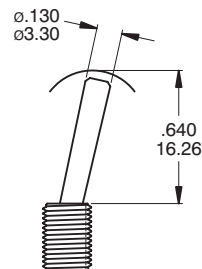
**T2**



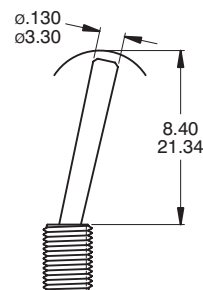
**T3**



**T4**

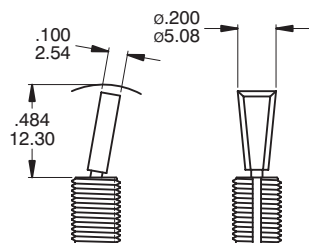


**T5**

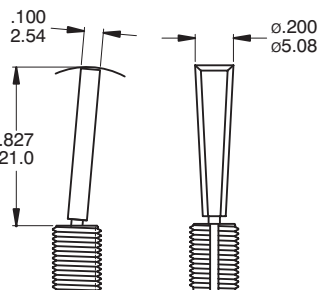


**NOTE** T1 ~ T5 Actuator shown with standard B1 Bushing ;  
 Add .070 (1.78) for B3 Bushing ;  
 Subtract .020 (0.51) for B6 Bushing ;  
 Std for M1 , M2 Terminal sub .016 (0.40) for M6 , M7 , VSX

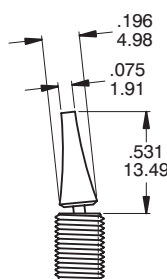
**T6 FLATTED WITH ANTIROTATION**



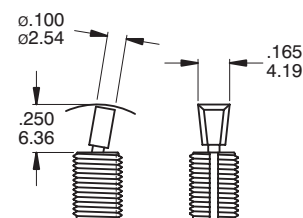
**T61**



**T62**

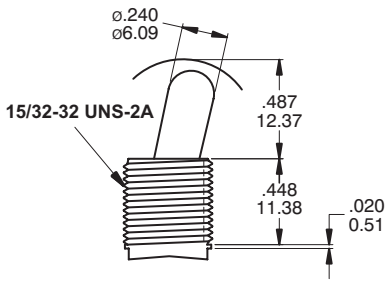


**T63**



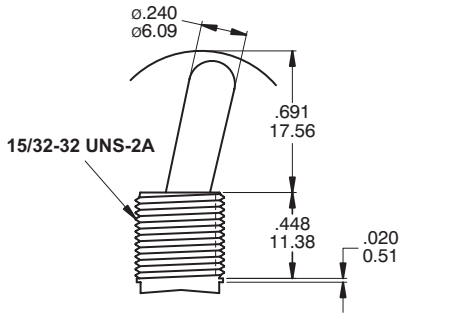
**NOTE** T6,T6-1,T6-2 ,T63 use with B11, B12, B15, B16 bushing only.

## T7



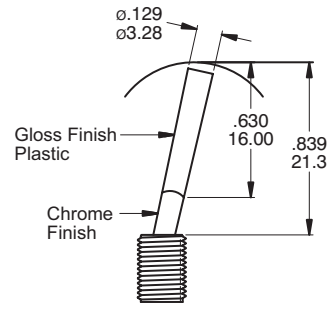
Use with B13 bushing  
Use with B18,B20 the lever is antirotation and the size of lever is 13.00mm

## T8



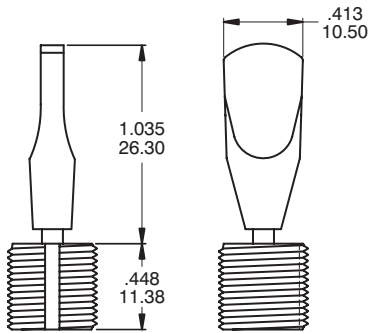
Use with B13 bushing  
Use with B18,B20 the lever is antirotation and the size of lever is 18.00mm

## T9



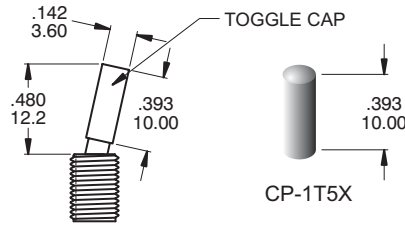
B1 / B2 bushing std with black and red color only ( std. )

## TA PLASTIC BLACK



Use with B18 bushing only

## T11



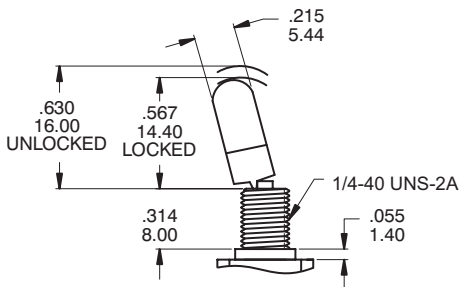
**NOTE** T11 Actuator shown with standard B1 Bushing ;  
Add .070 ( 1.78 ) for B3 Bushing ;  
Subtract .020 ( 0.51 ) for B6 Bushing.  
Std for M1.M2 Terminal sub .016 (0.40 ) for M6.M7.VSX

### Plastic No.Color :

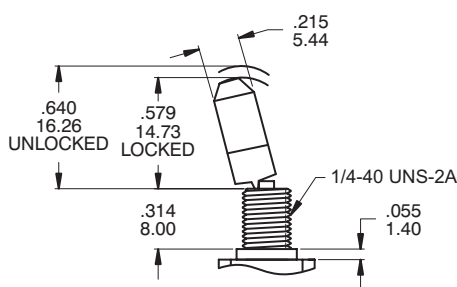
ITEM NO	COLOR
1	White
2	Black (Std)
3	Red
4	Orange
5	Yellow
6	Green
7	Blue
8	Brown
9	Gray

T6-2 , TA , T9 , T11 ACTUATOR ONLY

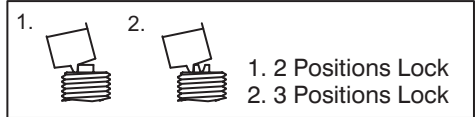
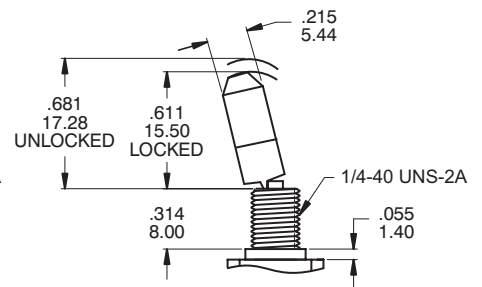
## TL1B25



## TL2B25

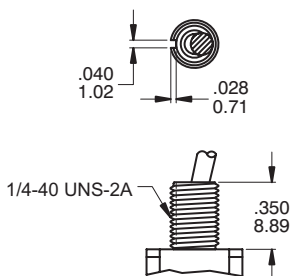


## TL3B25

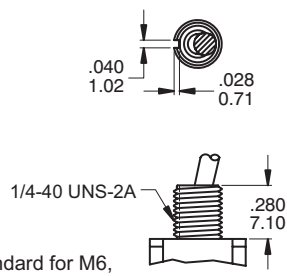


## BUSHING OPTIONS

### B1 THD STD B2 NON-THD

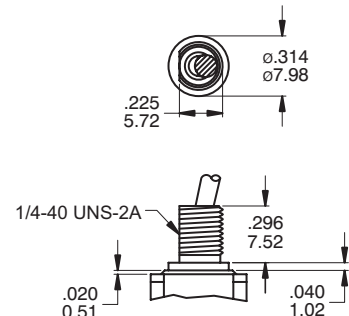


### B3 THD B4 NON-THD

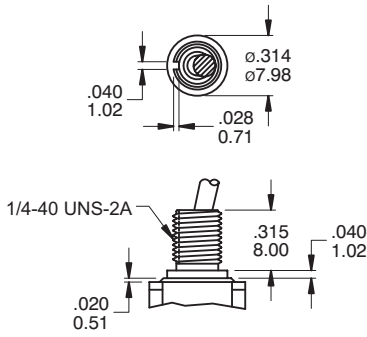


B4 is standard for M6, M7 and VS2~5 termination options.

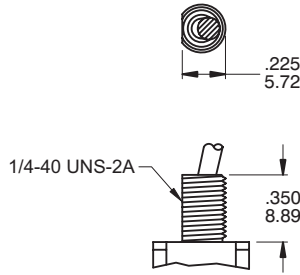
### B5 HIGH TORQUE



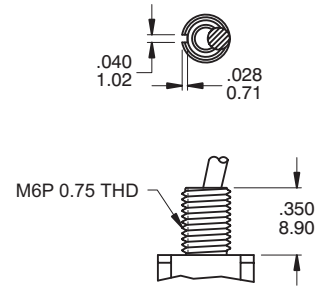
**B6 HIGH TORQUE**



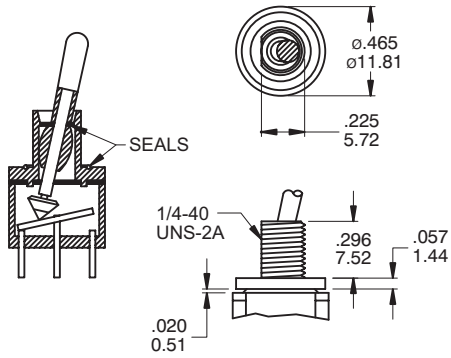
**B7 THD STD**



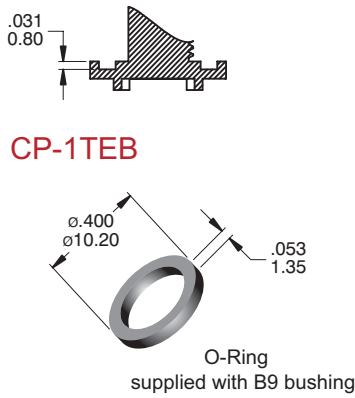
**B8 METRIC THD**



**B9 SPLASH PROOF**

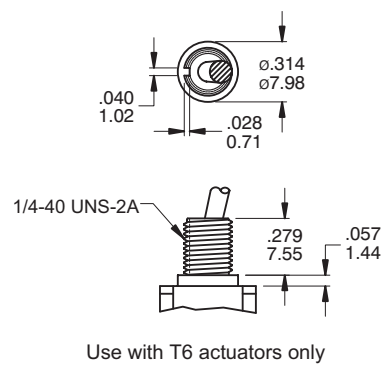


**CP-1TEB**



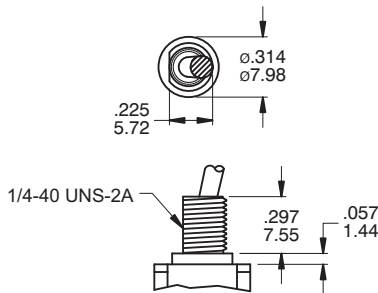
**B11 THD STD**

**B12 NON-THD**



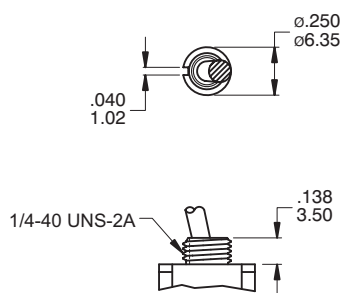
Use with T6 actuators only

**B15 THD STD**  
**B16 NON-THD**

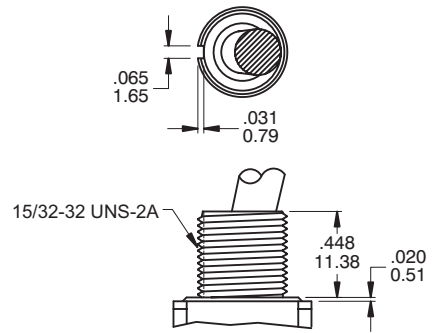


Use with T6 actuators only

**B17**

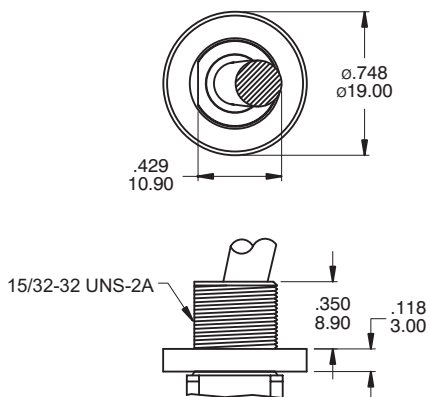


**B13**



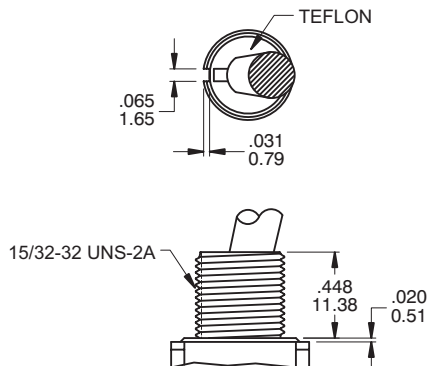
Use with T7, T8 actuators only  
B13 Bear strength from top of actuator up to 10kg aside up to 15kg

**B14 SPLASH PROOF**



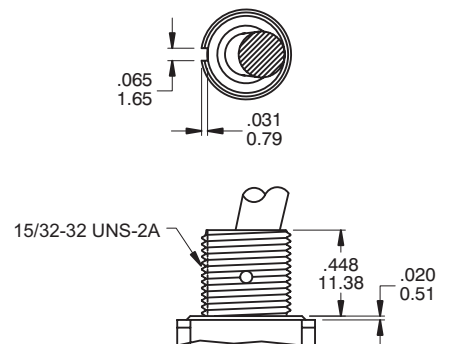
Use with T7, T8 actuators only

**B18**



Use with T7, T8 and T10 actuators only with Plastic (Teflon) Insert

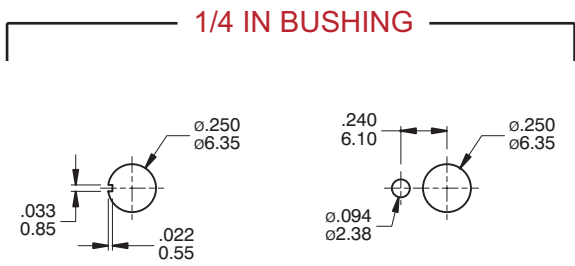
**B20**



Use with T7, T8 and T10 actuators only

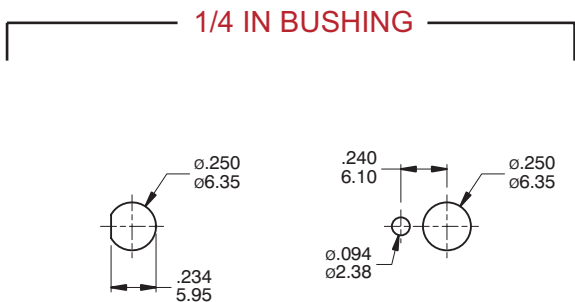
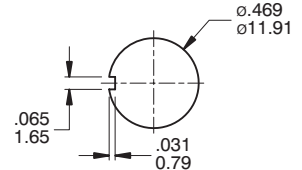
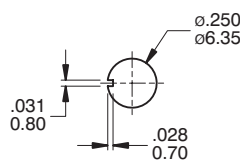
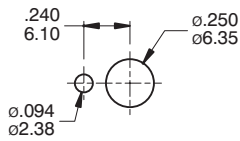
B18, B20 Bear strength from top of actuator up to 20kg aside up to 15kg

**PANEL MOUNTING**



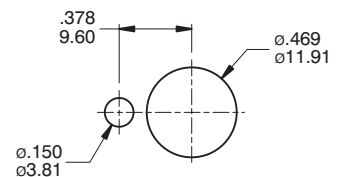
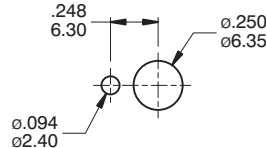
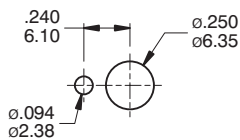
**METRIC BUSHING**

**15/32IN BUSHING**



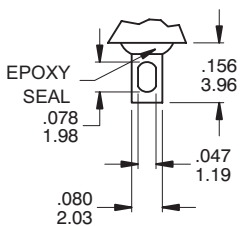
**METRIC BUSHING**

**15/32IN BUSHING**



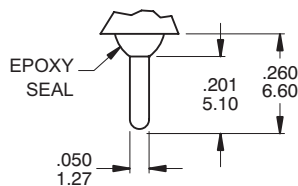
**TERMINATION OPTIONS**

**M1 SOLDER LUG**



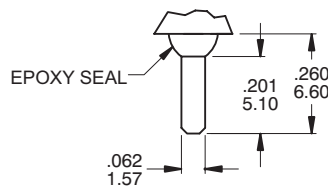
.030(0.76) THK.

**M2 PC THRU-HOLE**



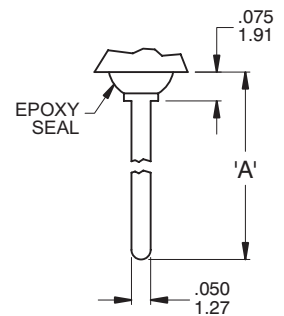
.030(0.76) THK.

**M3 QUICK CONNECT**



THK .030(0.76)

**M5 WIRE WRAP**



THK .030(0.76)

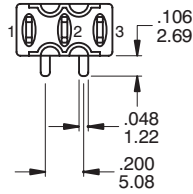
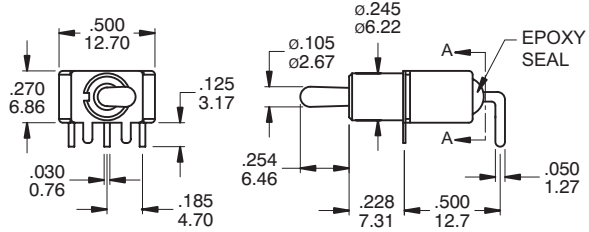
**OTHER TERMINATION OPTIONS**

- M6 RIGHT ANGLE P.C. MOUNT
- M7 RIGHT ANGLE P.C. MOUNT
- VS2 VERTICAL BRACKET P.C. MOUNT
- VS3 VERTICAL BRACKET P.C. MOUNT
- VS5 VERTICAL BRACKET P.C. MOUNT

RE Mating Quick Connector  
Amp P/N 60900-1

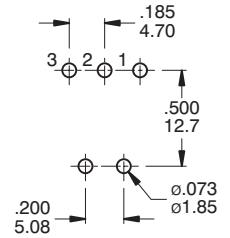
OPTION CODE	DIM. 'A'
M5-1	.736 (18.70)
M5-2	.953 (24.20)
M5-3	.415 (10.55)
M5-4	1.062 (26.97)

M6



SECTION A-A  
TERM. NOS. FOR  
REFERENCE ONLY

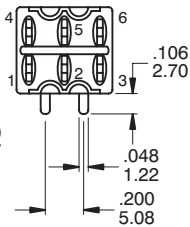
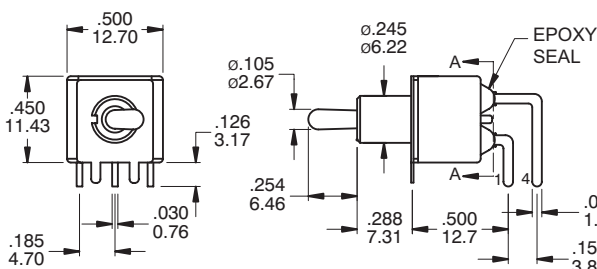
P.C. MOUNTING



SPDT

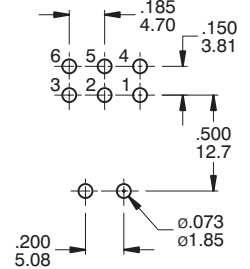
Part No. Shown : 1MS1T2B4M6QE

M6



SECTION A-A  
TERM. NOS. FOR  
REFERENCE ONLY

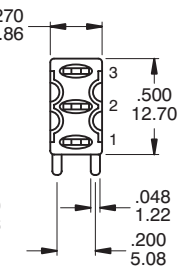
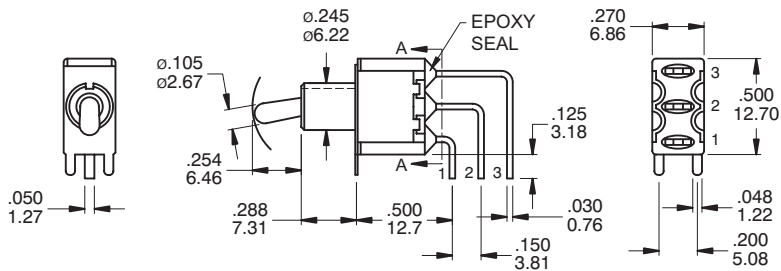

P.C. MOUNTING



DPDT

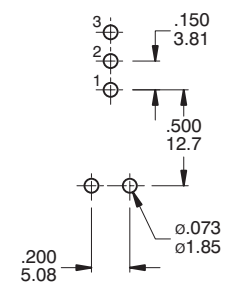
Part No. Shown : 1MD1T2B4M6RE

M7



SECTION A-A  
TERM. NOS. FOR  
REFERENCE ONLY

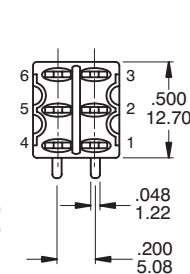
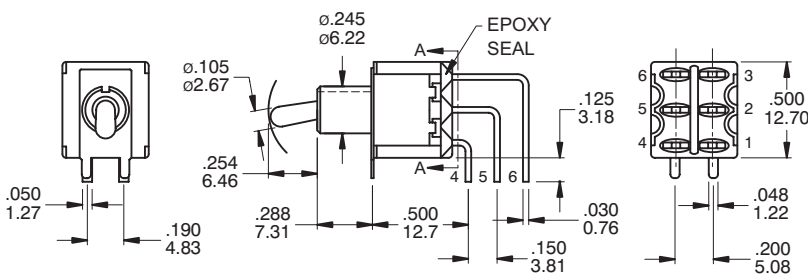
P.C. MOUNTING



SPDT

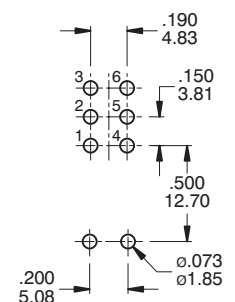
Part No. Shown : 1MS1T2B4M7QE

M7



SECTION A-A  
TERM. NOS. FOR  
REFERENCE ONLY

P.C. MOUNTING

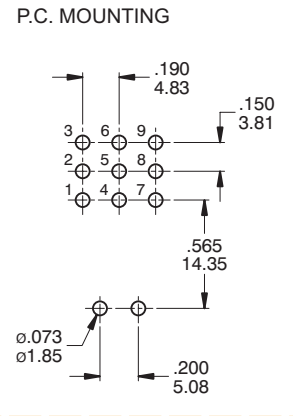
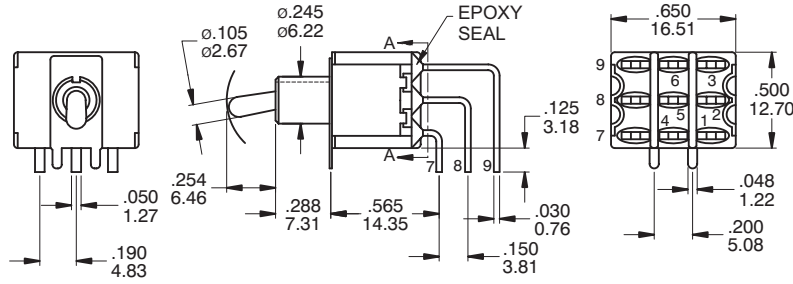



DPDT

Part No. Shown : 1MD1T2B4M7QE



**M7**

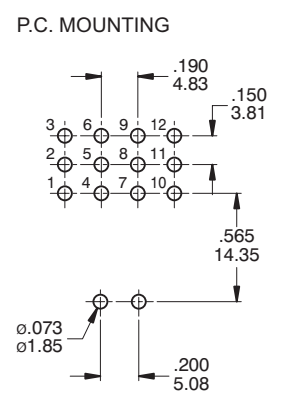
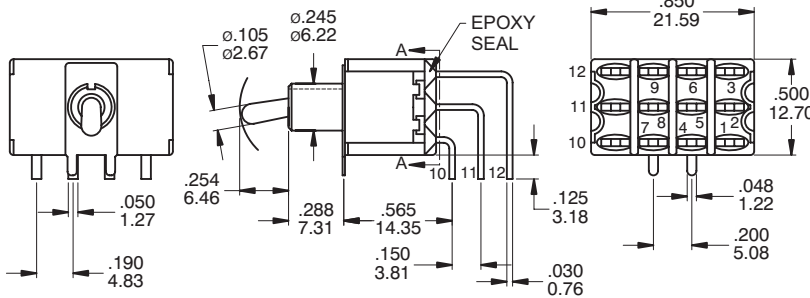



**3PDT**

Part No. Shown : 1M31T2B4M7QE

SECTION A-A  
TERM. NOS. FOR  
REFERENCE ONLY

**M7**

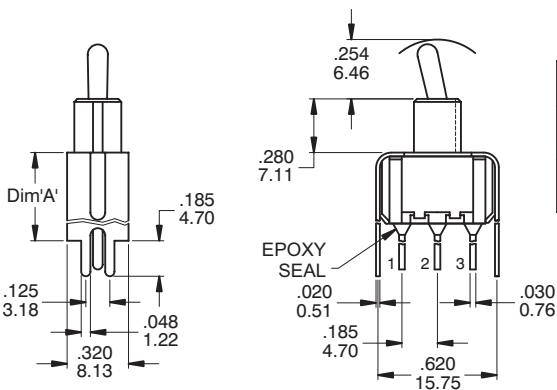


**4PDT**

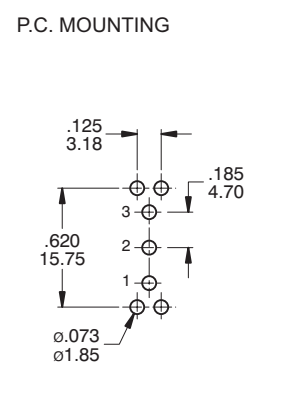
Part No. Shown : 1M41T2B4M7QE

SECTION A-A  
TERM. NOS. FOR  
REFERENCE ONLY

**VS2 - VS3**



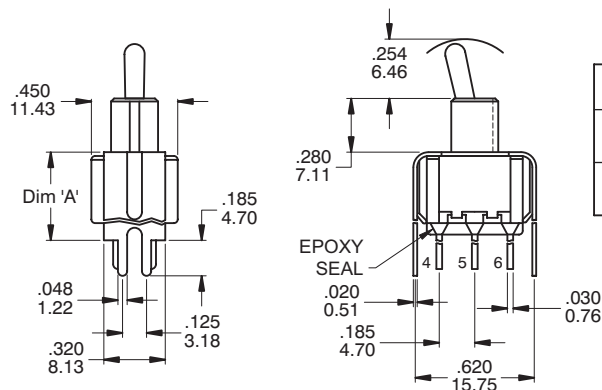
OPTION CODE	DIM. 'A'
VS2	.460 11.68
VS3	.630 16.00



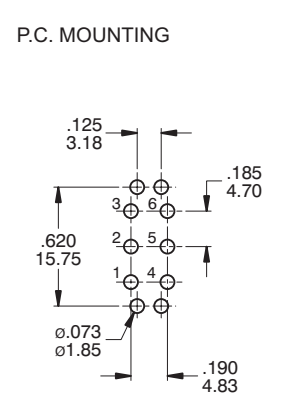
**SPDT**

Part No. Shown : 1MS1T2B4VS2QE

**VS2 - VS3**



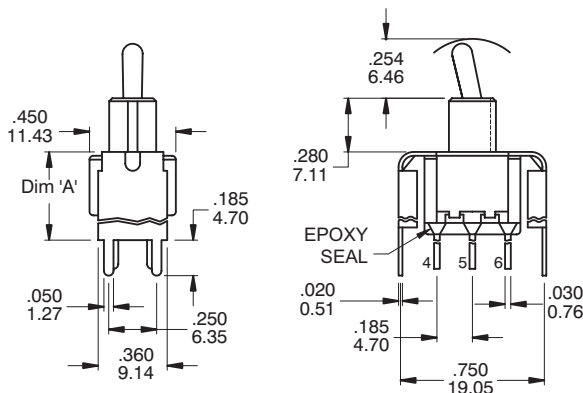
OPTION CODE	DIM. 'A'
VS2	.460 11.68
VS3	.630 16.00



**DPDT**

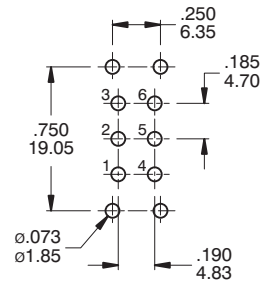
Part No. Shown : 1MD1T2B4VS3QE

VS5



OPTION CODE	DIM. 'A'
VS4	.460 11.68
VS5	.630 16.00

P.C. MOUNTING

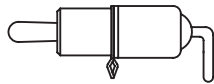
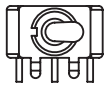


DPDT

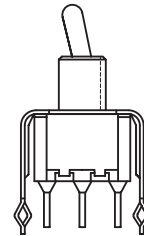
Part No. Shown : 1MD1T2B4VS5QE

## SNAP-IN TERMINATION OPTIONS

M6N

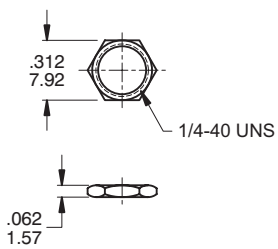


V2N



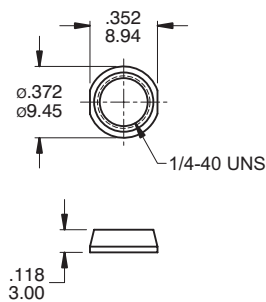
## HARDWARE

1/4 NUTS HDW2

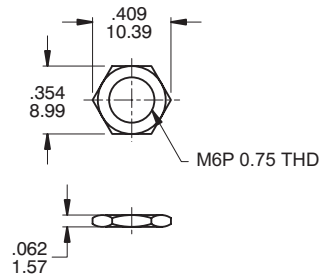


Supplied standard with B1, B3, B5, B6 and B9 options

DRESS NUT HDW3

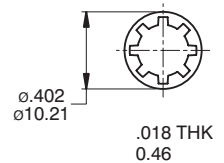


METRIC NUT HDW6



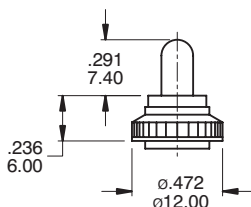
Supplied standard with B8 metric bushing

LOCK WASHER HDW11



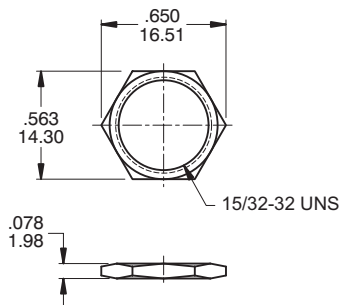
Supplied standard with B1 / B3 bushing

OPTIONAL RUBBER HOOD SEALING

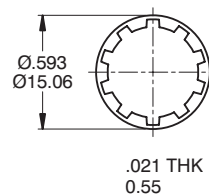


K1=Metric  
E1=Inch (Std.)  
for actuator T1, T2 and  
B1, B3, B5, B6 Bushing only

15/32 NUTS HDW4



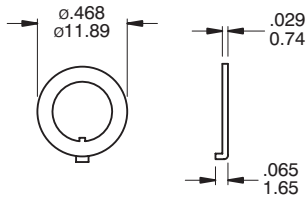
Supplied standard with B13 bushing



Supplied standard with B13 bushing

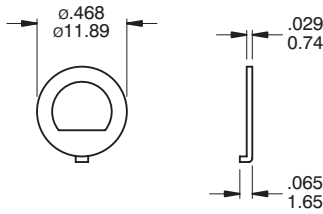
# Miniature Toggle Switches **1M SERIES**

**HDW15**



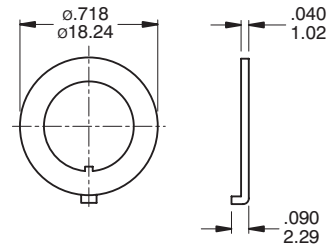
Locking ring supplied standard

**HDW16**



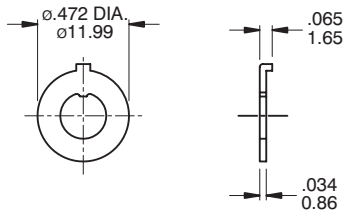
Locking ring supplied with B5 bushing

**HDW17**



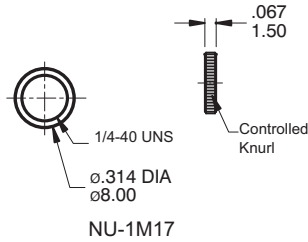
Locking ring supplied with B13,B18,B20 bushing

**HDW18**



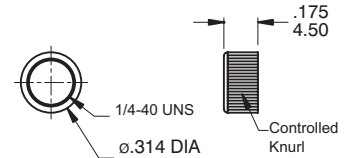
Locking ring supplied with B8 bushing

**HDW19**



NU-1M17

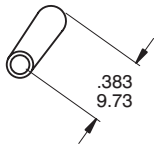
**HDW20**



NU-1M24

## OPTIONAL TOGGLE CAP

**CP-1T1X**

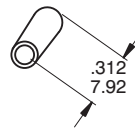


Use with T1

**CAP Color :**

ITEM NO	COLOR
1	White
2	Black (Std)
3	Red
4	Orange
5	Yellow
6	Green
7	Blue
8	Brown
9	Gray

**CP-1T2X**



Use with T2

**CAP Color :**

ITEM NO	COLOR
1	White
2	Black (Std)
3	Red
4	Orange
5	Yellow
6	Green
7	Blue
8	Brown
9	Gray

## CONTACT MATERIAL OPTIONS

	CONTACT MATERIAL	TERMINAL PLATING	RATINGS
<b>Q</b>	Silver	Q = Silver	5 Amps with resistant load @ 120VAC or 28VDC 2 Amps with resistant load @ 250VA
<b>S</b>		S = Silver,pure - tin	
<b>C</b>	Gold over Silver	C = Gold over silver	
<b>K</b>		K = Gold over silver,pure - tin	
<b>R</b>	Gold	R = Gold	0.4 Volt - Amps ( VA ) max. @ 20V max. ( AC or DC )
<b>G</b>		G = Gold,pure - tin	



## SOLDERING PROCESSES

**MANUAL SOLDERING** : Use soldering iron of 30 watts, controlled at 350°C approximately 5 seconds while applying solder.

**WAVE SOLDERING** : Recommended Soldering Temperature : 260 ± 5°C  
Duration of Solder Immersion : 5 ± 1 seconds  
(PCB is 1.6mm in thickness)

**SOLDERING** : Vapor phase

Temperature Profile

Zone	Room Temperature	Time (Sec)
Pre-heat (A)	150°C	Min 120s
Soak (B)	180°C ~ 200°C	Min 150s
Peak (C)	200°C ~ 235°C	Min 30s
Peak (D)	235°C ~ 260°C	Min 40s
Peak (E)	260°C	Max 10s

