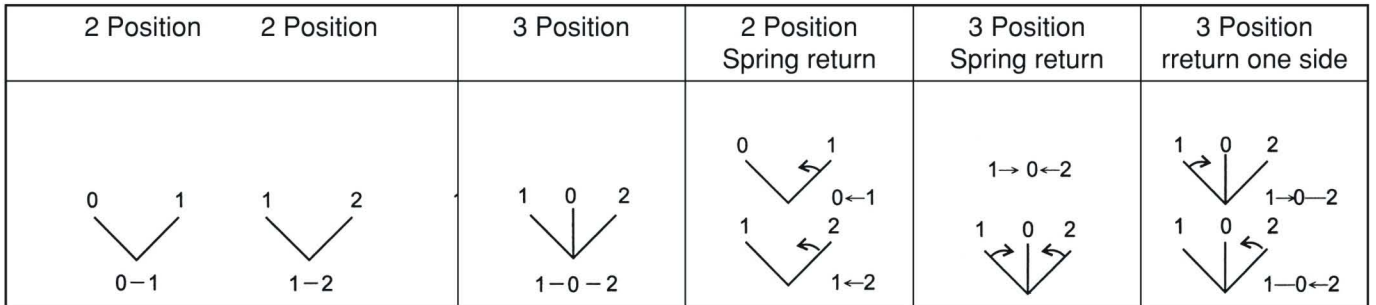


SELECTOR SWITCHES, LEVER  
SWITCHES, IP65



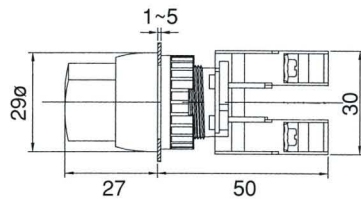
CS — 22 — 2 — 1 — O/C — BK

Type	Mounting hole	Position	No. of contact	Type of contact	Lens colour
CS, GCS: Knob type	22 : 22 $\phi$	2:2 Position	1	O: 1/O N/O	<ul style="list-style-type: none"> <li><span style="color: red;">●</span> R: Red</li> <li><span style="color: green;">●</span> G: Green</li> <li><span style="color: yellow;">●</span> Y: Yellow</li> <li><span style="color: black;">●</span> BK: Black</li> </ul>
LCS, GLCS: Long Knob	30 : 30 $\phi$	3:3 Position	2	1a	
RS, GRS: Long & spring return			3	C: 1/C N/C	
LRS, GLRS: Long knob spring return			4	1b	
LS, GLS: Lever type			O/C: N/O+N/C		
LUS, GLUS: Lever & spring return			1a+1b		
KS, GKS: Key type drawable	2/O: 2N/O		2a		
KSN, GKSN: Key type Non draw	2/C: 2N/C		2b		
KSR, GKSR: Key type spring return					

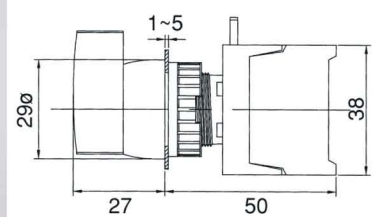


CS22-1/O , 0-1  
CS22-1/C , 1-0

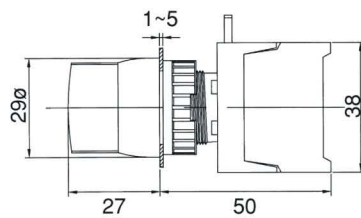
CS22-1O/C 1-2



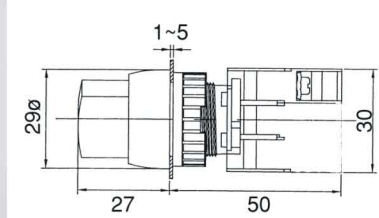
LCS22-2/O , 2N/O 1-0-2



CS22-2/O , 2N/O 1-0-2

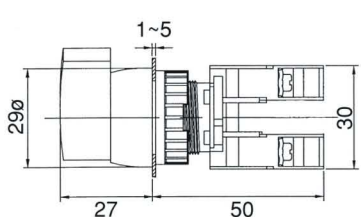


RS22-1/O 0-1 Spring return  
RS22-1/C 1-0



LCS22-1/O , 0-1  
LCS22-1/C , 1-0

LCS22-1O/C 1-2



LRS22-1/O 0-1 Spring return  
LRS22-1/C 1-0

