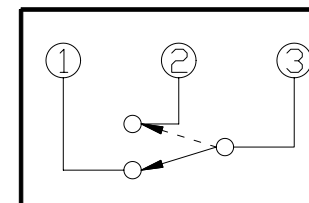


SCHEMATIC

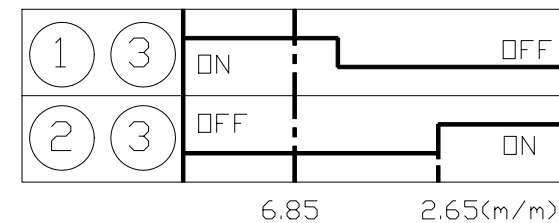
Function : IP-POLE FLAT LEVER

CIRCUIT DIAGRAM

(VIEWED FROM DIRECTION A)



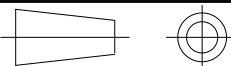
TIME LAG DIAGRAM



TRAVEL POSITION(X) (M/M)

TITLE : HOOK SWITCH

MODEL : HS-12L01



TOLERANCE
 <= 5mm ± 0.1
 > 5mm ± 0.2

ANGLE TOL
 ± 2

UNIT : MM	DWN.	DATE
SCALE : 2 : 1	CHK'D	DATE
VERSION 01	APPD.	DATE

7	SLIDER	NYLON	1	BLACK
6	SPRING	STEEL WIRE	1	NATURE
5	CONTACT CLIP	PBS STRIP	1	Ag CLAD
4	TERMINAL	NYLON/BRASS STRIP	3	BLACK/Ag PLATED
3	CASE	NYLON	1	BLACK
2	COVER	POM	1	BLUE
1	KNOB	POM	1	WHITE
NO.	PART NAME	MATERIAL	QTY	FINISHING