

FEATURES

- 1 Form C (1PDT) contact arrangement
- 6g compact lightweight structure
- High resistance for vibration and shock
- Using at automotive, security systems, etc.



ORDERING INFORMATION

LQ 12 S
1 2 3 4

1. Type

2. Contact Arrangement

Nil: 1 Form C

2A: 1 PDM

3. Coil Nominal Voltage

4. Coil Sensitivity

Nil : Standard Type (0.8W)

S : High Sensitive Type (0.6W)

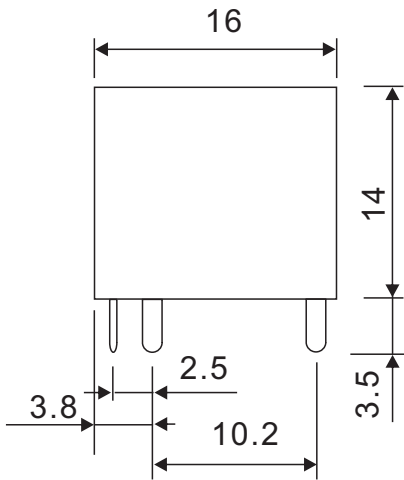
CONTACT RATING

1 C (SPDT)	Resistive (Cos.θ = 1)	14 VDC	20A
2 A (DPNO)	Resistive (Cos.θ = 1)	14 VDC	10A


COIL DATA(0.6W~0.8W, at 25°C)

Coil Nominal Voltage (VDC)	Resistance Tol.±10% (Ohms)		Nominal Current (mA)		Maximum Pick Up Voltage (V)	Minimum Drop Out Voltage (V)
	0.8W	0.6W	0.8W	0.6W		
6	45	60	133.4	100.0	3.6	0.6
9	100	135	90.0	66.7	5.4	0.9
12	180	240	66.7	50.0	7.2	1.2
24	720	960	33.3	25.0	14.4	2.4

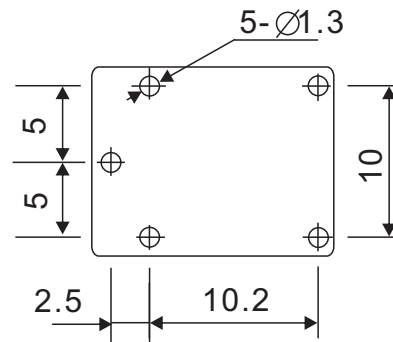
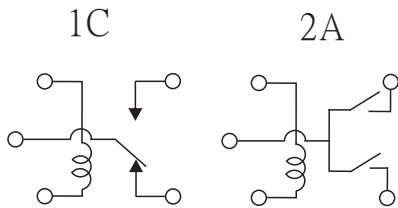
DIMENSIONS(mm)



WIRING DIAGRAM
(BOTTOM VIEW)



P.C.B LAYOUT
(BOTTOM VIEW)



GENERAL DATA

Insulation Resistance	100 MΩ Min. (DC 500V)
Dielectric Strength	500 VAC, 50/60Hz between contact.
	1,000 VAC, 50/60Hz between all elements.
Contact Material	Silver- Cadmium Oxide as standard.
Contact Resistance	100 milliohms max. (initial value)
Shock Resistance	Malfunction: 10G(11ms) ; Destructive: 100G(6ms)
Vibration Resistance	Malfunction: 10 to 55 Hz. at Double Amplitude of 1.5 mm
	Destructive: 10 to 55 Hz. at Double Amplitude of 1.5 mm
Operation Time	10 ms max.
Release Time	5 ms max.
Temperature Range	- 30°C ~ + 85°C
Expected Life	With operation rate 30/min.
	Mechanical - 10,000,000 operations min.
	Electrical - 100,000 operations min. at rated load.
Weight	6 grams